

RT




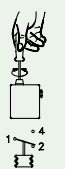
Type RT pressure switch

- ◆ High repeatability
- ◆ Interchangeable contact system
- ◆ Two cable entries
- ◆ IP66
- ◆ Manual or automatic reset
- ◆ Adjustable and fixed differential
- ◆ CE marked in accordance to EN 60947-4/-5 and PED 97/23/EC (selected versions only)
- ◆ Ship approved (contact Danfoss for full listings)

Technical data

Media:	Air, Gas, Liquid
Media temperature:	-50°C to 150°C, RT113 max 90°C. With damping coil max 400°C
Ambient temperature:	In general: -50°C to 70°C
Enclosure:	IP66; Manual reset version: IP54
Electrical connection:	Two Pg13.5 (cable diameters 5 to 14mm)
Contact system:	SPDT, interchangeable to other types
Contact load:	AC-1 Ohmic: 10 A, 440 V AC-3 (motor): 4 A, 400 V AC-14/15 (coil/transformer): 3 A, 400 V DC-13/14: 12 W, 230 V
For more information:	See Datasheet DKACT.PD.P10.D

Ordering – Standard pressure controls

Setting range (bar)	Adjustable/fixed Differential (bar)	Max. operating pressure (bar)	Pressure connection	Type	Code No.			
						Max. reset	Min. reset	
-1 to 0	0.09 to 0.4	7	G $\frac{3}{8}$ "A	RT 121	017-5215			
0 to 0.3	0.01 to 0.05	0.4	G $\frac{3}{8}$ "A	RT 113	017-5196			
0.1 to 1.1	0.07 to 0.16	7	G $\frac{3}{8}$ "A	RT 112	017-5191			017-5193
0.1 to 1.1	0.07 (fixed)	7	G $\frac{3}{8}$ "A	RT 112		017-5192		
0.2 to 3	0.08 to 0.25	7	G $\frac{3}{8}$ "A	RT 110	017-5291			017-5292
-0.8 to 5	0.5 to 1.6	22	G $\frac{3}{8}$ "A	RT 1A	017-5001¹⁾			
-0.8 to 5	0.5 (fixed)	22	G $\frac{3}{8}$ "A	RT 1A			017-5002	
0.2 to 6	0.25 to 1.2	22	G $\frac{3}{8}$ "A	RT 200	017-5237			017-5240
0.2 to 6	0.25 (fixed)	22	G $\frac{3}{8}$ "A	RT 200		017-5238	017-5239	
1 to 10	0.3 to 1.3	22	G $\frac{3}{8}$ "A	RT 116	017-5203			017-5200
1 to 10	0.3 (fixed)	22	G $\frac{3}{8}$ "A	RT 116		017-5204	017-5199	
4 to 17	1.2 to 4	22	G $\frac{3}{8}$ "A	RT 5	017-5255			017-5253
4 to 17	1.2 (fixed)	22	G $\frac{3}{8}$ "A	RT 5		017-5094²⁾		
10 to 30	1 to 4	42	G $\frac{3}{8}$ "A	RT 117	017-5295			017-5296

¹⁾Supplied with Ø6/Ø10 mm weld nipple ²⁾Supplied with seal cap

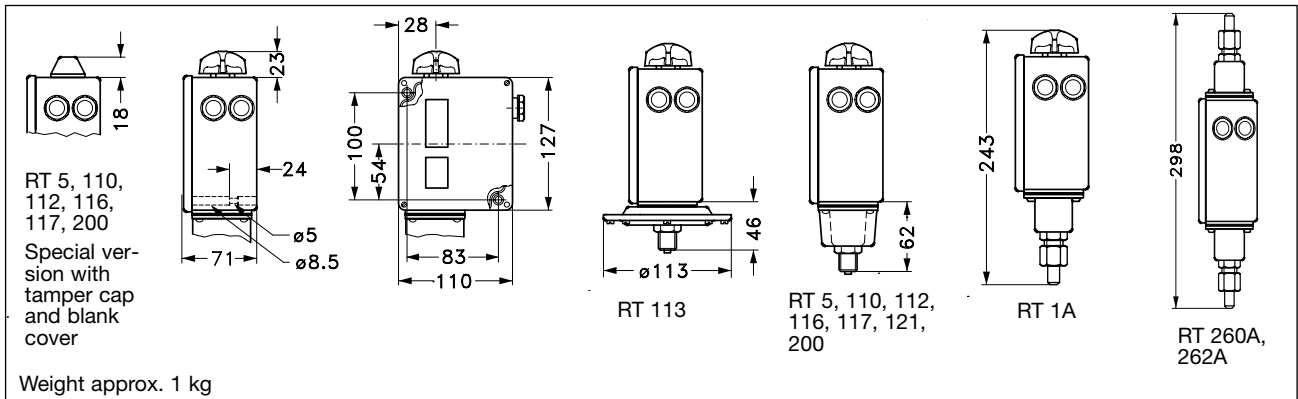
Ordering – Differential pressure controls

Regulation range (bar)	Differential (bar)	Operating range (bar)	Max operating pressure (bar)	Pressure connection ISO 228/1	Type	Code No.
0.1 to 1.5	0.1	-1 to 9	11	G $\frac{3}{8}$ "A ³⁾	RT262A	017D0025
0 to 0.3	0.035	-1 to 10	11	G $\frac{3}{8}$ "A ³⁾	RT262A	017D0027⁴⁾
0.5 to 4	0.3	-1 to 18	22	G $\frac{3}{8}$ "A ³⁾	RT260A	017D0021
1.5 to 11	0.5	-1 to 31	42	G $\frac{3}{8}$ "A ³⁾	RT260A	017D0024





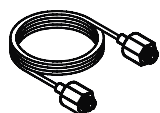
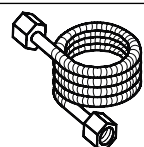
³⁾ Weld nipple $\varnothing 6/\varnothing 10$ supplied.

⁴⁾ Complete with non-snap action contacts (25 VA, 24 V)

Dimensions and weight



Accessories

Part		Description	Quantity	Code No.
Covers		Covers: Polyamide Colour: Pale grey RAL 7035	5 5	017-4361 017-4362
Seal cap		Seal cap to replace setting knob so that setting can only be altered by tools.	1	017-4360
Setting knob		Replacement setting knob	1	017-4363
Clamping band		Clamping band for all RT pressure controls with damping coil or other longer connections. L = 392 mm	10	017-4204
Damping coil		Damping coil with G $\frac{3}{8}$ connectors and 1.5m copper capillary tube. Standard washers are supplied	1	060-1047
Armoured damping coil		Damping coil with G $\frac{3}{8}$ connectors and 1m armoured copper capillary tube. Standard washers are supplied	1	060-3333

For pressure connection adaptors see page 56. For replacement of contact system, see datasheet DKACT.PD.P10.E