

Level Measurement

Point level measurement – Vibrating switches

SITRANS LVL200



4

Selection and Ordering data	Article No.	Selection and Ordering data	Article No.
SITRANS LVL200, Standard Compact vibrating level switch for use in liquid and slurry applications such as overflow, high, low, and demand applications, as well as pump protection. For use in SIL-2 and hazardous applications.	7ML5746- - - - - - A 0	SITRANS LVL200, Standard Compact vibrating level switch for use in liquid and slurry applications such as overflow, high, low, and demand applications, as well as pump protection. For use in SIL-2 and hazardous applications.	7ML5746- - - - - - A 0
Electronics			
Contactless electronic switch 20...250 V AC/DC	1	Conus M52, PN 40/316L Ra < 0.8 µm	A 36
Double relay (DPDT) 20 ... 72 V DC/20 ... 250 V AC NAMUR signal ¹⁾	2 4	Tri-Clamp 1", PN 16/316L Ra < 0.3 µm	A 37
Approvals		Tri-Clamp 1", PN 16/Hastelloy	A 38
Without approvals	A	Tri-Clamp 1", PN 16/316L Ra < 0.8 µm	A 40
Overfill protection (WHG)	B	Tri-Clamp 1½", PN 16/316L Ra < 0.3 µm	A 41
ATEX II 1G, 1/2G, 2G EEx ia IIC T6 + WHG ²⁾	C	Tri-Clamp 1½", PN 16/Hastelloy	A 42
ATEX II 1/2G, 2G EEx d IIC T6 + WHG ³⁾	D	Tri-Clamp 1½", PN 16/316L Ra < 0.8 µm	A 43
ATEX II 1G, 1/2G, 2G EEx ia IIC T6 + shipping approvals ²⁾	E	Tri-Clamp 2", PN 16/316L Ra < 0.3 µm	A 44
ATEX II 1/2G, 2G EEx d IIC T6 + shipping approvals ³⁾	F	Tri-Clamp 2", PN 16/Hastelloy	A 45
ATEX II 1G, 1/2G, 2G EEx ia IIC T6 + ATEX II 1/2 D IP6X T ²⁾	G	Tri-Clamp 2", PN 16/316L Ra < 0.8 µm	A 46
IECEX Ex ia IIC T6 ²⁾	H	Tri-Clamp 2½", PN 10/316L Ra < 0.3 µm	A 47
Shipping approvals	K	Tri-Clamp 2½", PN 10/316L Ra < 0.8 µm	A 48
FM (IS) Class I, II, III, Div. 1, Groups A, B, C, D, E, F, G ^{2/4)}	N	Tri-Clamp 3", PN 10/316L Ra < 0.3 µm	A 50
FM (XP) Class I, Div. 1, Groups A, B, C, D; (DIP) Class II, III, Div. 1, Groups E, F, G ^{3/4)}	P	Tri-Clamp 3", PN 10/316L Ra < 0.8 µm	A 51
FM (NI) Class I, Div. 2, Groups A, B, C, D ⁴⁾	Q	Bolting DN 32, PN 40 DIN11851/316L Ra < 0.3 µm	A 52
IECEX d IIC T6...T2 Ga/Gb	R	Bolting DN 32, PN 40 DIN11851/316L Ra < 0.8 µm	A 53
CSA(XP)CL I, II, III DIV 1, Groups A, B, C, D, E, F, G	S	Bolting DN 25, PN 40 DIN11851/316L Ra < 0.3 µm	A 54
CSA(NI)CL I, II, III, DIV 2, Groups A, B, C, D, E, F, G	T	Bolting DN 25, PN 40 DIN11851/316L Ra < 0.8 µm	A 55
BR-Ex d IIC T6...T2	U	Bolting DN 40, PN 40 DIN11851/316L Ra < 0.3 µm	A 56
CSA(IS)CL I, II, III DIV 1, Groups A, B, C, D, E, F, G	V	Bolting DN 40, PN 40 DIN11851/316L Ra < 0.8 µm	A 57
Process connection		Bolting DN 40, PN 40 DIN11864-1 A/316L Ra < 0.8 µm ZB3052	A 58
Thread G¾" A, PN 64/316L	A 00	Bolting DN 50, PN 25 DIN11851/316L Ra < 0.3 µm	A 60
Thread G¾" A, PN 64/316L Ra < 0.8 µm	A 01	Bolting DN 50, PN 25 DIN11851/316L Ra < 0.8 µm	A 61
Thread ¾" NPT, PN 64/316L	A 02	Bolting DN 50, PN 25 DIN11864-1 A/316L Ra < 0.8 µm ZB3052	A 62
Thread ¾" NPT, PN 64/316L Ra < 0.8 µm	A 03	Hygienic w. compr. nut F40, PN 25/316L	A 63
Thread ¾" NPT, PN 64/Monel	A 04	Hygienic w. compr. nut F40, PN 25/316L Ra < 0.3 µm	A 64
Thread G¾" A, PN 64/Hastelloy	A 05	Hygienic w. compr. nut F40, PN 25/316L Ra < 0.8 µm	A 65
Thread ¾" NPT, PN 64/Hastelloy	A 06	Varivent N50-40/316L Ra < 0.3 µm	A 66
Thread G1" A, PN 64/316L	A 07	Varivent N50-40/316L Ra < 0.8 µm	A 67
Thread G1" A, PN 64/316L ECTFE coated MB1982 ⁵⁾	A 08	Varivent N125/100/316L Ra < 0.8 µm	A 68
Thread G1" A, PN 64/316L PFA coated ⁵⁾	A 10	DRD flange, PN 40/316L ZB3007	A 70
Thread G1" A, PN 64/Monel	A 11	SMS DN 38/316L Ra < 0.8 µm ⁵⁾	A 71
Thread G1" A, PN 64 / 316L Ra<0.8µm	A 12	SMS DN 51, PN 6/316L Ra < 0.8 µm ⁵⁾	A 72
Thread G1" A, PN 64/316L Ra < 0.8 µm	A 13	Swagelok VCR screwing ZG2579, PN 64/316L	A 73
Thread 1" NPT, PN 64/316L ⁵⁾	A 14	Neumo biocontrol size 25, PN 16/316L Ra < 0.8 µm	A 74
Thread 1" NPT, PN 64/316L ECTFE coated MB1982 ⁵⁾	A 15	Neumo biocontrol size 50, PN 16/316L Ra < 0.8 µm ⁵⁾	A 75
Thread 1" NPT, PN 64/316L PFA-coated	A 16	Neumo biocontrol size 65, PN 16/316L Ra < 0.8 µm	A 76
Thread 1" NPT, PN 64/Monel	A 17	Neumo biocontrol size 80, PN 16/316L Ra < 0.8 µm	A 77
Thread 1" NPT, PN 64/316L Ra < 0.8 µm	A 18	SÜDMO DN 50, PN 10/316L Ra<0,8µm	A 78
Thread G1" A, PN 64/Hastelloy	A 20	Small flange DN 25, PN 1.5 DIN 28403/316L pol. Ra < 0.8 µm	A 80
Thread G1½" A, PN 64/316L	A 21	Small flange DN 40, PN 1.5 DIN 28403/316L pol. Ra < 0.8 µm	A 81
Thread G1½" A, PN 64/316L Ra<0.8µm	A 22	Ingold connection, PN 16/316L Ra < 0.8 µm	A 82
Thread G1½" A, PN 64/Hastelloy	A 23	Ingold connection, PN 16/Hastelloy	A 83
Thread 1" NPT, PN 64/Hastelloy	A 24	Terminal DN 33.7 PN 40 DIN11864-3-A-/316L BN2 Ra < 0.8 µm ⁵⁾	A 84
Thread 1½" NPT, PN 64/316L	A 25	Hygienic fl. DN 50 PN 16 DIN11864-2-A-/316L Ra < 0.8 µm	A 85
Thread 1½" NPT, PN 64/316L Ra<0,8µm	A 26	Flange DN 25, PN 6 Form C, DIN 2501/316L	A 86
Thread 1½" NPT, PN 64/Hastelloy	A 27	Flange DN 25, PN 6 Form C, DIN 2501/PFA ⁵⁾	A 87
Thread G2" A, PN 64/316L	A 28	Flange DN 25, PN 40 Form C, DIN 2501/316L	A 88
Thread M27x1.5, PN 64/316L	A 30	Flange DN 25, PN 40 Form C, DIN 2501/Hastelloy	B 00
Conus DN 25, PN 40/316L Ra < 0.3 µm	A 31	Flange DN 25, PN 40 Form C, DIN 2501/ECTFE ⁵⁾	B 01
Conus DN 25, PN 40/316L Ra < 0.8 µm	A 32	Flange DN 25, PN 40 Form C, DIN 2501/PFA ⁵⁾	B 02
Conus DN 25, PN 40/ECTFE (ZB3033) ⁵⁾	A 33	Flange DN 25, PN 40 Form C, DIN 2501/Enamelled	B 03
Conus M52, PN 40/316L	A 34	Flange DN 25, PN 40 Form D, DIN 2501/316L	B 04
Conus M52, PN 40/316L Ra < 0.3 µm	A 35	Flange DN 25, PN 40 Form F, DIN 2501/316L	B 05

Level Measurement

Point level measurement – Vibrating switches

SITRANS LVL200

Selection and Ordering data	Article No.	Selection and Ordering data	Article No.
SITRANS LVL200, Standard	7ML5746-	SITRANS LVL200, Standard	7ML5746-
Compact vibrating level switch for use in liquid and slurry applications such as overflow, high, low, and demand applications, as well as pump protection. For use in SIL-2 and hazardous applications.		Compact vibrating level switch for use in liquid and slurry applications such as overflow, high, low, and demand applications, as well as pump protection. For use in SIL-2 and hazardous applications.	
Flange DN 25, PN 40 Form N, DIN 2501/316L	B 06	Flange DN 100, PN 16 Form F, DIN 2501/316L	B 68
Flange DN 25, PN 40 Form N, DIN 2501/Hastelloy	B 07	Flange DN 100, PN 16 Form N, DIN 2501/316L	B 70
Flange DN 25, PN 40 Form N, DIN 2501/Monel solid	B 08	Flange DN 100, PN 40 Form C, DIN 2501/316L	B 71
Flange DN 25, PN 40 V13, DIN 2501/316L	B 10	Flange DN 100, PN 40 Form C, DIN 2501/ECTFE ⁵⁾	B 72
Flange DN 32, PN 40 Form C, DIN 2501/316L	B 11	Flange DN 100, PN 40 Form C, DIN 2501/PFA ⁵⁾	B 73
Flange DN 32, PN 40 Form C, DIN 2501/ECTFE ⁵⁾	B 12	Flange DN 100, PN 40 Form C, DIN 2501/Enamelled ⁶⁾	B 74
Flange DN 40, PN 6 Form C, DIN 2501/316L	B 13	Flange DN 100, PN 40 Form F, DIN 2501/316L	B 75
Flange DN 40, PN 6 Form C, DIN 2501/ECTFE ⁵⁾	B 14	Flange DN 100, PN 40 Form N, DIN 2501/316L	B 76
Flange DN 40, PN 40 Form C, DIN 2501/316L	B 15	Flange DN 100, PN 40 V13, DIN 2501/316L	B 77
Flange DN 40, PN 40 Form C, DIN 2501/Hastelloy	B 16	Flange DN 100, PN 64 Form E, DIN 2501/316L	B 78
Flange DN 40, PN 40 Form C, DIN 2501/ECTFE ⁵⁾	B 17	Flange DN 100, PN 100 Form E, DIN 2501/316L	B 80
Flange DN 40, PN 40 Form C, DIN 2501/PFA ⁵⁾	B 18	Flange DN 100, PN 100 Form L, DIN 2501/316L	B 81
Flange DN 40, PN 40 Form C, DIN 2501/Enamelled ⁶⁾	B 20	Flange DN 125, PN 16 Form F, DIN 2501/316L	B 82
Flange DN 40, PN 40 Form F, DIN 2501/316L	B 21	Flange DN 125, PN 40 Form C, DIN 2501/316L	B 83
Flange DN 40, PN 40 Form N, DIN 2501/316L	B 22	Flange DN 125, PN 40 Form N, DIN 2512/ 316L	B 84
Flange DN 40, PN 40 Form E, DIN 2501/316L	B 23	Flange DN 150, PN 16 Form C, DIN 2501/316L	B 85
Flange DN 40, PN 40 V13, DIN 2501/316L	B 24	Flange DN 150, PN 16 Form C, DIN 2501/Hastelloy	B 86
Flange DN 50, PN 40 Form C, DIN 2501/316L	B 25	Flange DN 150, PN 16 Form C, DIN 2501/ECTFE ⁵⁾	B 87
Flange DN 50, PN 40 Form C, DIN 2501/Hastelloy	B 26	Flange DN 150, PN 16 Form C, DIN 2501/PFA ⁵⁾	B 88
Flange DN 50, PN 40 Form C, DIN 2501/ECTFE ⁵⁾	B 27	Flange DN 150, PN 16 Form D, DIN 2501/316L	C 00
Flange DN 50, PN 40 Form C, DIN 2501/ECTFE (ZB3108) ⁵⁾	B 28	Flange DN 150, PN 40 Form C, DIN 2501/316L	C 01
Flange DN 50, PN 40 Form C, DIN 2501/PFA ⁵⁾	B 30	Flange DN 150, PN 40 Form C, DIN 2501/Hastelloy	C 02
Flange DN 50, PN 40 Form D, DIN 2501/316L	B 31	Flange DN 150, PN 40 Form F, DIN 2501/316L	C 03
Flange DN 50, PN 40 Form D, DIN 2501/Hastelloy	B 32	Flange DN 150, PN 40 Form N, DIN 2512/316L	C 04
Flange DN 50, PN 40 Form F, DIN 2501/316L	B 33	Flange DN 200, PN 10 Form C, DIN 2501/ECTFE ⁵⁾	C 05
Flange DN 50, PN 40 Form N, DIN 2501/316L	B 34	Flange DN 200, PN 16 Form C, DIN 2501/316L	C 06
Flange DN 50, PN 40 Form N, DIN 2501/Hastelloy	B 35	Flange DN 25, PN 40 Form B1, EN 1092-1/316L	C 07
Flange DN 50, PN 40 Form E, DIN 2501/316L	B 36	Flange DN 25, PN 40 Form B1, EN 1092-1/Hastelloy	C 08
Flange DN 50, PN 40 V13, DIN 2501/316L	B 37	Flange DN 25, PN 40 Form B1, EN/ 316L/ PFA ⁵⁾	C 10
Flange DN 50, PN 40 R13, DIN 2501/316L	B 38	Flange DN 25, PN 40 Form B1, EN 1092-1/Enamelled ⁶⁾	C 11
Flange DN 50, PN 64 Form F, DIN 2501/316L	B 40	Flange DN 25, PN 40 Form B2, EN 1092-1/316L	C 12
Flange DN 50, PN 64 Form N, DIN 2501/Hastelloy	B 41	Flange DN 25, PN 40 Form F, EN 1092-1/316L	C 13
Flange DN 50, PN 64 Form C, DIN 2501/316L	B 42	Flange DN 25, PN 63 Form B1, EN 1092-1/316L	C 14
Flange DN 50, PN 64 Form L, DIN 2501/316L	B 43	Flange DN 25, PN 100 Form B2, EN 1092-1/316L	C 15
Flange DN 50, PN 100 Form E, DIN 2501/316L	B 44	Flange DN 40, PN 40 Form B1, EN/ 316L	C 16
Flange DN 50, PN 100 Form L, DIN 2501/316L	B 45	Flange DN 40, PN 40 Form B1, EN 1092-1/PFA ⁵⁾	C 17
Flange DN 65, PN 40 Form C, DIN 2501/316L	B 46	Flange DN 40, PN 40 Form B2, EN/316L	C 18
Flange DN 65, PN 40 Form C, DIN 2501/Hastelloy	B 47	Flange DN 50, PN 40 Form B1, EN/316L	C 20
Flange DN 65, PN 40 Form C, DIN 2501/ECTFE ⁵⁾	B 48	Flange DN 50, PN 40 Form B1, EN 1092-1/Hastelloy	C 21
Flange DN 65, PN 40 Form C, DIN 2501/PFA ⁵⁾	B 50	Flange DN 50, PN 40 Form B1, EN 1092-1/Monel ZB2977	C 22
Flange DN 65, PN 40 Form F, DIN 2501/316L	B 51	Flange DN 50, PN 40 Form B1, EN 1092-1/ECTFE ⁵⁾	C 23
Flange DN 65, PN 64 Form E, DIN 2501/316L	B 52	Flange DN 50, PN 40 Form B1, EN/ 316L/PFA ⁵⁾	C 24
Flange DN 80, PN 40 Form C, DIN 2501/316L	B 53	Flange DN 50, PN 40 Form B1, EN 1092-1/Enamelled ⁶⁾	C 25
Flange DN 80, PN 40 Form C, DIN 2501/Hastelloy	B 54	Flange DN 50, PN 40 Form C, EN 1092-1/316L	C 26
Flange DN 80, PN 40 Form C, DIN 2501/ECTFE ⁵⁾	B 55	Flange DN 50, PN 40 Form D, EN/316L	C 27
Flange DN 80, PN 40 Form C, DIN 2501/PFA ⁵⁾	B 56	Flange DN 50, PN 40 Form D, EN 1092-1/Hastelloy	C 28
Flange DN 80, PN 40 Form C, DIN 2501/Enamelled ⁶⁾	B 57	Flange DN 50, PN 40 Form B2, EN 1092-1/316L	C 30
Flange DN 80, PN 40 Form F, DIN 2501/316L	B 58	Flange DN 50, PN 40 Form E, EN 1092-1/316L	C 31
Flange DN 80, PN 40 Form N, DIN 2501/316L	B 60	Flange DN 80, PN 40 Form B1, EN 1092-1/316L	C 32
Flange DN 100, PN 16 Form C, DIN 2501/316L	B 62	Flange DN 80, PN 40 Form B1, EN 1092-1/Hastelloy	C 33
Flange DN 100, PN 16 Form C, DIN 2501/Hastelloy	B 63	Flange DN 80, PN 40 Form B1, EN 1092-1/ECTFE ⁵⁾	C 34
Flange DN 100, PN 16 Form C, DIN 2501/ECTFE ⁵⁾	B 64	Flange DN 80, PN 40 Form B1, EN 1092-1/Enamelled ⁶⁾	C 35
Flange DN 100, PN 16 Form C, DIN 2501/PFA ⁵⁾	B 65	Flange DN 80, PN 40 Form B2, EN 1092-1/316L	C 36
Flange DN 100, PN 16 Form C, DIN 2501/Enamelled ⁶⁾	B 66	Flange DN 100, PN 16 Form B1, EN 1092-1/316L	C 37
Flange DN 100, PN 16 Form D, DIN 2501/316L	B 67	Flange DN 100, PN 16 Form B1, EN 1092-1/Hastelloy	C 38

Level Measurement

Point level measurement – Vibrating switches

SITRANS LVL200

Selection and Ordering data

Article No.

SITRANS LVL200, Standard

Compact vibrating level switch for use in liquid and slurry applications such as overflow, high, low, and demand applications, as well as pump protection. For use in SIL-2 and hazardous applications.

7ML5746-

Flange DN 100, PN 16 Form B1, EN 1092-1/Enamelled ⁶⁾	C 4 0
Flange DN 100, PN 40 Form B1, EN 1092-1/316L	C 4 1
Flange DN 100, PN 40 Form B1, EN 1092-1/Enamelled ⁶⁾	C 4 2
Flange DN 100, PN 40 Form C, EN 1092-1/316L	C 4 3
Flange DN 100, PN 63 Form B2, EN 1092-1/316L	C 4 4
Flange DN 150, PN 16 Form B1, EN 1092-1/316L	C 4 5
Flange DN 150, PN 16 Form B1, EN 1092-1/PFA ⁵⁾	C 4 6
Flange DN 150, PN 40 Form B1, EN 1092-1/316L	C 4 7
Flange DN 150, PN 40 Form B1, EN 1092-1/ECTFE ⁵⁾	C 4 8
Flange DN 150, PN 40 Form B2, EN 1092-1/316L	C 5 0
Flange 1" 150 lb ANSI B16.5/316L	C 5 1
Flange 1" 150 lb RF, ANSI B16.5/Hastelloy	C 5 2
Flange 1" 150 lb RF, ANSI B16.5/Monel ZB2977	C 5 3
Flange 1" 150 lb RF, ANSI B16.5/ECTFE ⁵⁾	C 5 4
Flange 1" 150 lb RF, ANSI B16.5/PFA ⁵⁾	C 5 5
Flange 1" 150 lb RF, ANSI B16.5/Enamelled ⁶⁾	C 5 6
Flange 1" 300 lb RF, ANSI B16.5/316L	C 5 7
Flange 1" 300 lb RF, ANSI B16.5/ECTFE ⁵⁾	C 5 8
Flange 1" 600 lb RF, ANSI B16.5/316L	C 6 0
Flange 1½" 150 lb RF, ANSI B16.5/316L	C 6 1
Flange 1½" 150 lb RF, ANSI B16.5/Hastelloy	C 6 2
Flange 1½" 150 lb RF, ANSI B16.5/ECTFE ⁵⁾	C 6 3
Flange 1½" 150 lb RF, ANSI B16.5/PFA ⁵⁾	C 6 4
Flange 1½" 150 lb RF, ANSI B16.5 Enamelled ⁶⁾	C 6 5
Flange 1½" 150 lb FF, ANSI B16.5/ECTFE ⁵⁾	C 6 6
Flange 1½" 300 lb RF, ANSI B16.5/316L	C 6 7
Flange 1½" 300 lb RF, ANSI B16.5/Monel ZB2977	C 6 8
Flange 1½" 300 lb RF, ANSI B16.5/ECTFE ⁶⁾	C 7 0
Flange 1½" 600 lb RF, ANSI B16.5/316L	C 7 1
Flange 2" 150 lb RF, ANSI B16.5/316L	C 7 2
Flange 2" 150 lb RF, ANSI B16.5/Hastelloy	C 7 3
Flange 2" 150 lb RF, ANSI B16.5/Monel ZB2977	C 7 4
Flange 2" 150 lb RF, ANSI B16.5/ECTFE ⁵⁾	C 7 5
Flange 2" 150 lb RF, ANSI B16.5/PFA ⁵⁾	C 7 6
Flange 2" 150 lb RF, ANSI B16.5/Enamelled ⁶⁾	C 7 7
Flange 2" 150 lb FF, ANSI B16.5/316L	C 7 8
Flange 2" 150 lb FF, ANSI B16.5/ECTFE ⁵⁾	C 8 0
Flange 2" 150 lb SG (small groove), ANSI B16.5/316L	C 8 1
Flange 2" 300 lb RF, ANSI B16.5/316L	C 8 2
Flange 2" 300 lb RF, ANSI B16.5/Hastelloy	C 8 3
Flange 2" 300 lb RF, ANSI B16.5/ECTFE ⁵⁾	C 8 5
Flange 2" 300 lb RF, ANSI B16.5/PFA ⁵⁾	C 8 6
Flange 2" 300 lb RF, ANSI B16.5 Enamelled ⁶⁾	C 8 7
Flange 2" 300 lb RJF, ANSI B16.5/316L	C 8 8
Flange 2" 300 lb ST, ANSI B16.5/316L	D 0 0
Flange 2" 300 lb LG (large groove), ANSI B16.5/316L	D 0 1
Flange 2" 300 lb LT, ANSI B16.5/316L	D 0 2
Flange 2" 600 lb RF, ANSI B16.5/316L	D 0 3
Flange 2" 600 lb RF, ANSI B16.5/Monel ZB2977	D 0 4
Flange 2" 600 lb RF, ANSI B16.5/ECTFE ⁵⁾	D 0 5
Flange 2" 600 lb RJF, ANSI B16.5/316L	D 0 6
Flange 2" 600 lb LG, ANSI B16.5/316L	D 0 7
Flange 2" 900 lb RJF, ANSI B16.5/316L	D 0 8
Flange 2½" 150 lb RF, ANSI B16.5/316L	D 1 0
Flange 2½" 300 lb RF, ANSI B16.5/316L	D 1 1

Selection and Ordering data

Article No.

SITRANS LVL200, Standard

Compact vibrating level switch for use in liquid and slurry applications such as overflow, high, low, and demand applications, as well as pump protection. For use in SIL-2 and hazardous applications.


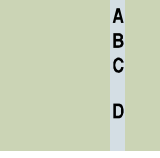

7ML5746-

Flange 3" 150 lb RF, ANSI B16.5/316L	D 1 2
Flange 3" 150 lb RF, ANSI B16.5/Hastelloy	D 1 3
Flange 3" 150 lb RF, ANSI B16.5/ECTFE ⁵⁾	D 1 4
Flange 3" 150 lb RF, ANSI B16.5/PFA ⁵⁾	D 1 5
Flange 3" 150 lb RF, ANSI B16.5/Enamelled ⁶⁾	D 1 6
Flange 3" 150 lb FF, ANSI B16.5/316L	D 1 7
Flange 3" 150 lb FF, ANSI B16.5/ECTFE ⁵⁾	D 1 8
Flange 3" 150 lb FF, ANSI B16.5/PFA ⁵⁾	D 2 0
Flange 3" 300 lb RF, ANSI B16.5/316L	D 2 1
Flange 3" 300 lb RF, ANSI B16.5/Hastelloy	D 2 2
Flange 3" 300 lb RF, ANSI B16.5/ECTFE ⁵⁾	D 2 3
Flange 3" 300 lb RF, ANSI B16.5/PFA ⁵⁾	D 2 4
Flange 3" 300 lb RF, ANSI B16.5/Enamelled ⁶⁾	D 2 5
Flange 3" 600 lb RF, ANSI B16.5/316L	D 2 6
Flange 3½" 150 lb RF, ANSI B16.5/316L	D 2 7
Flange 3½" 150 lb RF, ANSI B16.5/ECTFE ⁵⁾	D 2 8
Flange 4" 150 lb RF, ANSI B16.5/316L	D 3 0
Flange 4" 150 lb RF, ANSI B16.5/Hastelloy	D 3 1
Flange 4" 150 lb RF, ANSI B16.5/ECTFE ⁵⁾	D 3 2
Flange 4" 150 lb RF, ANSI B16.5/PFA ⁵⁾	D 3 3
Flange 4" 150 lb RF, ANSI B16.5/Enamelled ⁶⁾	D 3 4
Flange 4" 150 lb LT, ANSI B16.5/316L	D 3 5
Flange 4" 300 lb RF, ANSI B16.5/316L	D 3 6
Flange 4" 300 lb RF, ANSI B16.5/Hastelloy	D 3 7
Flange 4" 300 lb RF, ANSI B16.5/ECTFE ⁵⁾	D 3 8
Flange 4" 300 lb RJF, ANSI B16.5/316L	D 4 0
Flange 4" 300 lb LG, ANSI B16.5/316L	D 4 1
Flange 4" 300 lb LT, ANSI B16.5/316L	D 4 2
Flange 4" 600 lb RF, ANSI B16.5/316L	D 4 3
Flange 4" 600 lb RJF, ANSI B16.5/316L	D 4 4
Flange 6" 150 lb RF, ANSI B16.5/316L	D 4 5
Flange 6" 150 lb RF, ANSI B16.5/Hastelloy	D 4 6
Flange 6" 150 lb RF, ANSI B16.5/ECTFE ⁵⁾	D 4 7
Flange 6" 150 lb RF, ANSI B16.5/PFA ⁵⁾	D 4 8
Flange 6" 150 lb RJF, ANSI B16.5/316L	D 5 0
Flange 6" 300 lb RF, ANSI B16.5/316L	D 5 1
Flange 8" 150 lb RF, ANSI B16.5/316L	D 5 2
Flange 8" 150 lb RF, ANSI B16.5/ECTFE ⁵⁾	D 5 3
Flange 1" BS.10 Table E/316L	D 5 4
Flange 1" BS.10 Table E/PFA ⁵⁾	D 5 5
Flange 1½" BS.10 Table E/316L	D 5 6
Flange 3½" BS.10 Table E/316L	D 5 7
Flange 4" BS.10 Table E/ECTFE ⁵⁾	D 5 8
Flange DN 40 10K, JIS/316L	D 6 0
Flange DN 50 10K, JIS/316L	D 6 1
Flange DN 80 10K, JIS/316L	D 6 2
Flange DN 100 10K, JIS/316L	D 6 3
Adapter/Process temperature	
Without adapter/-50 ... +150 °C (-58 ... +302 °F)	1
With adapter/-50 ... +200 °C (-58 ... +392 °F) ⁷⁾	2
With adapter/-50 ... +250 °C (-58 ... +482 °F)	3
With gas-tight leadthrough/-50 ... +150 °C (-58 ... +302 °F)	4
With gas-tight leadthrough/-50 ... +250 °C (-58 ... +482 °F)	5

Level Measurement

Point level measurement – Vibrating switches

SITRANS LVL200

Selection and Ordering data	Article No.	Selection and Ordering data	Order code
SITRANS LVL200, Standard Compact vibrating level switch for use in liquid and slurry applications such as overflow, high, low, and demand applications, as well as pump protection. For use in SIL-2 and hazardous applications.	7ML5746- 	Further designs Please add "-Z" to Article No. and specify Order code(s).	
Housing/ Cable entry Aluminium IP66/IP67/M20x1.5 Aluminium IP66/IP67/1/2" NPT 316L stainless steel (electropolished) IP66/IP67/M20X1.5 ⁸⁾⁹⁾ 316L stainless steel (electropolished) IP66/IP67/1/2" NPT ⁸⁾⁹⁾		Cleaning including Certificate (oil, grease, and silicone free) Identification Label (measurement loop) stainless steel: max. 16 characters add in plain text Identification Label (measurement loop) Foil: max. 16 characters add in plain text Acceptance test certificate 3.1 NACE MR 0775 for material EN10204 Acceptance test certificate 3.1 for instrument EN10204 Acceptance test Certificate 2.2 for material EN10204 Functional Safety (SIL 2). Device suitable for use in accordance with IEC 61508 and IEC 61511	W01 Y17 Y18 D07 C12 C15 C20
¹⁾ Available with Approval options A ... G, and K, and Adapter/ Process temperature options 1, and 3 ... 5 only ²⁾ Available with Electronics option 4 only ³⁾ Available with Adapter/Process temperature options 1 and 3 only ⁴⁾ Available with Housing/Cable entry option B only ⁵⁾ Available with Adapter/Process temperature options 1 and 4 only ⁶⁾ Available with Adapter/Process temperature options 1, 2, and 4 only ⁷⁾ Available with enamelled Process connection options only ⁸⁾ Available with Approval options A, B, C only ⁹⁾ Not available with SIL/IEC61508 Certificate of conformity (SIL-2 min. and max. detection)		Additional Operating Instructions <u>LVL 200 (DPDT Relay)</u> <ul style="list-style-type: none"> English French Spanish German <u>LVL 200 (Contactless electronic switch)</u> <ul style="list-style-type: none"> English French Spanish German <u>Electronics module LVL 200 Relay</u> <ul style="list-style-type: none"> English French Spanish German This device is shipped with the Siemens Milltronics manual DVD containing the Operating Instructions library.	Article No. 7ML1998-5KR01 7ML1998-5KR11 7ML1998-5KR21 7ML1998-5KR31 7ML1998-5KQ01 7ML1998-5KQ11 7ML1998-5KQ21 7ML1998-5KQ31 7ML1998-5LS01 7ML1998-5LS11 7ML1998-5LS21 7ML1998-5LS31
We can offer shorter delivery times for configurations designated with the Quick Ship Symbol  . For details see page 9/5 in the appendix.		Spare Parts and Accessories Electronics module SITRANS LVL200 Relay Electronics module SITRANS LVL200 Contactless LVL200 Threaded Welded Socket <ul style="list-style-type: none"> G³/₄" A/316L with FKM Seal G1" A/316L with FKM Seal M27x1.5/316L with FKM Seal G³/₄" A/316L with EPDM Seal G1" A/316L with EPDM Seal M27x1.5/316L with EPDM Seal 	7ML1830-1NC 7ML1930-6AA 7ML1930-1EE 7ML1930-1EF 7ML1930-1EG 7ML1930-1EH 7ML1930-1EJ 7ML1930-1EK

Level Measurement

Point level measurement – Vibrating switches

SITRANS LVL200

Selection and Ordering data

Article No.

SITRANS LVL200, Rigid extension

Compact vibrating level switch for use in liquid applications such as overflow, high, low, and demand applications, as well as pump protection. For use in SIL-2 and hazardous applications.

7ML5747-

Electronics

Contactless electronic switch 20...250 V AC/DC
Double relay (DPDT) 20 ... 72 V DC/20 ... 250 V AC
NAMUR signal¹⁾

1
2
4

Approvals

Without approvals
Overfill protection (WHG)
ATEX II 1G, 1/2G, 2G EEx ia IIC T6 + WHG²⁾
ATEX II 1/2G, 2G EEx d IIC T6 + WHG³⁾⁴⁾
ATEX II 1G, 1/2G, 2G EEx ia IIC T6 + shipping approvals²⁾
ATEX II 1/2G, 2G EEx d IIC T6 + shipping approvals³⁾⁴⁾
ATEX II 1G, 1/2G, 2G EEx ia IIC T6 + ATEX II 1/2D IP6X T²⁾
IECEX Ex ia IIC T6²⁾
Shipping approvals
FM (IS) Class I, II, III, Div. 1, Groups A, B, C, D, E, F, G²⁾⁵⁾
FM (XP) Class I, Div. 1, Groups A, B, C, D; (DIP) Class II, III, Div. 1, Groups E, F, G³⁾⁴⁾⁵⁾
FM (NI) Class I, Div. 2, Groups A, B, C, D⁵⁾
IECEX d IIC T6...T2 Ga/Gb⁴⁾
CSA(XP)CL I,II,III Div. 1, Groups A, B, C, D, E, F, G...T2⁴⁾
Ga/Gb
CSA(NI)CL I,II,III, Div. 2, Groups A, B, C, D, E, F, G
BR-Ex d IIC T6...T2
CSA(IS)CL I, II, III Div. 1, Groups A, B, C, D, E, F, G

A
B
C
D
E
F
G
H
K
N
P
Q
R
S
T
U
V

Process connection

Thread G³/₄" A, PN 64/316L
Thread G³/₄" A, PN 64/316L Ra < 0.8 µm
Thread ³/₄" NPT, PN 64/316L
Thread ³/₄" NPT, PN 64/316L Ra < 0.8 µm
Thread ³/₄" NPT, PN 64/Monel
Thread G³/₄" A, PN 64/Hastelloy
Thread ³/₄" NPT, PN 64/Hastelloy
Thread G1" A, PN 64/316L
Thread G1" A, PN 64/316L ECTFE coated MB1982⁶⁾
Thread G1" A, PN 64/316L PFA coated⁶⁾
Thread G1" A, PN 64/Monel
Thread G1" A, PN 64/316L Ra < 0.8 µm
Thread 1" NPT, PN 64/316L
Thread 1" NPT, PN 64/316L ECTFE coated MB1982⁶⁾
Thread 1" NPT, PN 64/316L PFA coated⁶⁾
Thread 1" NPT, PN 64/Monel
Thread 1" NPT, PN 64/316L Ra < 0.8 µm
Thread G1" A, PN 64/Hastelloy
Thread G1¹/₂" A, PN 64/316L
Thread G1¹/₂" A, PN 64/316L Ra < 0.8 µm
Thread G1¹/₂" A, PN 64/Hastelloy
Thread 1" NPT, PN 64/Hastelloy
Thread 1¹/₂" NPT, PN 64/316L
Thread 1¹/₂" NPT, PN 64/316L Ra < 0.8 µm
Thread 1¹/₂" NPT, PN 64/Hastelloy
Thread G2" A, PN 64/316L
Thread M27x1.5 PN 64/316L
Cyl. socket/316Ti/1.4581 ECTFE coated ZB2984⁶⁾
Conus DN 25 PN 40/316L Ra < 0.3 µm
Conus DN 25 PN 40/316L Ra < 0.8 µm.

A 0 0
A 0 1
A 0 2
A 0 3
A 0 4
A 0 5
A 0 6
A 0 7
A 0 8
A 1 0
A 1 1
A 1 3
A 1 4
A 1 5
A 1 6
A 1 7
A 1 8
A 2 0
A 2 1
A 2 2
A 2 3
A 2 4
A 2 5
A 2 6
A 2 7
A 2 8
A 3 0
A 3 1
A 3 2
A 3 3

Selection and Ordering data

Article No.

SITRANS LVL200, Rigid extension

Compact vibrating level switch for use in liquid applications such as overflow, high, low, and demand applications, as well as pump protection. For use in SIL-2 and hazardous applications.

7ML5747-

Conus DN 25 PN 40/ECTFE (ZB3033)⁶⁾

A 3 4

Conus M52 PN 40/316L

A 3 5

Conus M52 PN 40/316L Ra < 0.3 µm

A 3 6

Conus M52 PN 40/316L Ra < 0.8 µm

A 3 7

Tri-Clamp 1" PN 16/316L Ra < 0.3 µm

A 3 8

Tri-Clamp 1" PN 16/Hastelloy

A 4 0

Tri-Clamp 1" PN 16/316L Ra < 0.8 µm

A 4 1

Tri-Clamp 1¹/₂" PN 16/316L Ra < 0.3 µm

A 4 2

Tri-Clamp 1¹/₂" PN 16/Hastelloy

A 4 3

Tri-Clamp 1¹/₂" PN 16/316L Ra < 0.8 µm

A 4 4

Tri-Clamp 2" PN 16/316L Ra < 0.3 µm

A 4 5

Tri-Clamp 2" PN 16/Hastelloy

A 4 6

Tri-Clamp 2" PN 16/316L Ra < 0.8 µm

A 4 7

Tri-Clamp 2¹/₂" PN 10/316L Ra < 0.3 µm

A 4 8

Tri-Clamp 2¹/₂" PN 10/316L Ra < 0.8 µm

A 5 0

Tri-Clamp 3" PN 10/316L Ra < 0.3 µm

A 5 1

Tri-Clamp 3" PN 10/316L Ra < 0.8 µm

A 5 2

Bolting DN 32 PN 40 DIN11851/316L Ra < 0.3 µm

A 5 3

Bolting DN 32 PN 40 DIN11851/316L Ra < 0.8 µm

A 5 4

Bolting DN 25 PN 40 DIN11851/316L Ra < 0.3 µm

A 5 5

Bolting DN 25 PN 40 DIN11851/316L Ra < 0.8 µm

A 5 6

Bolting DN 40 PN 40 DIN11851/316L Ra < 0.3 µm

A 5 7

Bolting DN 40 PN 40 DIN11851/316L Ra < 0.8 µm

A 5 8

Bolting DN 40 PN 40 DIN11864-1 A/316L Ra < 0.8 µm ZB3052

A 6 0

Bolting DN 50 PN 25 DIN11851/316L Ra < 0.3 µm

A 6 1

Bolting DN 50 PN 25 DIN11851/316L Ra < 0.8 µm

A 6 2

Bolting DN 50 PN 25 DIN11864-1 A/316L Ra < 0.8 µm ZB3052

A 6 3

Hygienic w.compr.nut F40 PN 25/316L

A 6 4

Hygienic w.compr.nut F40 PN 25/316L Ra < 0.3 µm

A 6 5

Hygienic w.compr.nut F40 PN 25/316L Ra < 0.8 µm

A 6 6

Varivent N50-40/316L Ra < 0.3 µm

A 6 7

Varivent N50-40/316L Ra < 0.8 µm

A 6 8

Varivent N125/100/316L Ra < 0.8 µm

A 7 0

DRD flange PN 40/316L ZB3007

A 7 1

SMS DN 38/316L Ra < 0.8 µm⁶⁾

A 7 2

SMS DN 51 PN 6/316L Ra < 0.8 µm⁶⁾

A 7 3

Swagelok VCR screwing ZG2579 PN 64/316L

A 7 4

Neumo biocontrol size 25 PN 16/316L Ra < 0.8 µm

A 7 5

Neumo biocontrol size 50 PN 16/316L Ra < 0.8 µm

A 7 6

Neumo biocontrol size 65 PN 16/316L Ra < 0.8 µm

A 7 7

Neumo biocontrol size 80 PN 16/316L Ra < 0.8 µm

A 7 8

SÜDMO DN 50 PN 10/316L Ra < 0.8 µm

A 8 0

Small flange DN 25 PN 1.5 DIN 28403/316L pol. Ra < 0.8 µm

A 8 1

Small flange DN 40 PN 1.5 DIN 28403/316L pol. Ra < 0.8 µm

A 8 2

Ingold connection PN 16/316L Ra < 0.8 µm

A 8 3

Terminal DN 33.7 PN 40 DIN 11864-3-A-/316L BN2

A 8 4

Hygienic fl. DN 50 PN 16 DIN 11864-2-A-/316L

A 8 5

Ra < 0.8 µm

Flange DN 25 PN 6 Form C, DIN 2501/316L

A 8 6

Flange DN 25 PN 6 Form C, DIN 2501/PFA⁶⁾

A 8 7

Flange DN 25 PN 40 Form C, DIN 2501/316L

A 8 8

Flange DN 25 PN 40 Form C, DIN 2501/Hastelloy

B 0 0

Flange DN 25 PN 40 Form C, DIN 2501/ECTFE⁶⁾

B 0 1

Flange DN 25 PN 40 Form C, DIN 2501/PFA⁶⁾

B 0 2

Flange DN 25 PN 40 Form D, DIN 2501/316L

B 0 3

Level Measurement

Point level measurement – Vibrating switches

SITRANS LVL200

Selection and Ordering data	Article No.	Selection and Ordering data	Article No.
SITRANS LVL200, Rigid extension Compact vibrating level switch for use in liquid applications such as overflow, high, low, and demand applications, as well as pump protection. For use in SIL-2 and hazardous applications.	7ML5747-	SITRANS LVL200, Rigid extension Compact vibrating level switch for use in liquid applications such as overflow, high, low, and demand applications, as well as pump protection. For use in SIL-2 and hazardous applications.	7ML5747-
Flange DN 25 PN 40 Form F, DIN 2501/316L	B 04	Flange DN 100 PN 40 Form C, DIN 2501/316L	B 67
Flange DN 25 PN 40 Form N, DIN 2501/316L	B 05	Flange DN 100 PN 40 Form C, DIN 2501/ECTFE ⁶⁾	B 68
Flange DN 25 PN 40 Form N, DIN 2501/Hastelloy	B 06	Flange DN 100 PN 40 Form C, DIN 2501/PFA ⁶⁾	B 70
Flange DN 25 PN 40 Form N, DIN 2501/Monel solid	B 07	Flange DN 100 PN 40 Form C, DIN 2501/ Enamelled ⁷⁾	B 71
Flange DN 25 PN 40 V13, DIN 2501/316L	B 08	Flange DN 100 PN 40 Form F, DIN 2501/316L	B 72
Flange DN 32 PN 40 Form C, DIN 2501/316L	B 10	Flange DN 100 PN 40 Form N, DIN 2501/316L	B 73
Flange DN 32 PN 40 Form C, DIN 2501/ECTFE ⁶⁾	B 11	Flange DN 100 PN 40 V13, DIN 2501/316L	B 74
Flange DN 40 PN 6 Form C, DIN 2501/316L	B 12	Flange DN 100 PN 64 Form E, DIN 2501/316L	B 75
Flange DN 40 PN 6 Form C, DIN 2501/ECTFE ⁶⁾	B 13	Flange DN 100 PN 100 Form E, DIN 2501/316L	B 76
Flange DN 40 PN 40 Form C, DIN 2501/316L	B 14	Flange DN 100 PN 100 Form L, DIN 2501/316L	B 77
Flange DN 40 PN 40 Form C, DIN 2501/Hastelloy	B 15	Flange DN 125 PN 16 Form F, DIN 2501/316L	B 78
Flange DN 40 PN 40 Form C, DIN 2501/ECTFE ⁶⁾	B 16	Flange DN 125 PN 40 Form C, DIN 2501/316L	B 80
Flange DN 40 PN 40 Form C, DIN 2501/PFA ⁶⁾	B 17	Flange DN 125 PN 40 Form N, DIN 2512/316L	B 81
Flange DN 40 PN 40 Form C, DIN 2501/Enamelled ⁷⁾	B 18	Flange DN 150 PN 16 Form C, DIN 2501/316L	B 82
Flange DN 40 PN 40 Form F, DIN 2501/316L	B 20	Flange DN 150 PN 16 Form C, DIN 2501/Hastelloy	B 83
Flange DN 40 PN 40 Form N, DIN 2501/316L	B 21	Flange DN 150 PN 16 Form C, DIN 2501/ECTFE ⁶⁾	B 84
Flange DN 40 PN 40 Form N, DIN 2501/316L	B 22	Flange DN 150 PN 16 Form C, DIN 2501/PFA ⁶⁾	B 85
Flange DN 40 PN 40 V13, DIN 2501/316L	B 23	Flange DN 150 PN 16 Form D, DIN 2501/316L	B 86
Flange DN 50 PN 40 Form C, DIN 2501/316L	B 24	Flange DN 150 PN 40 Form C, DIN 2501/316L	B 87
Flange DN 50 PN 40 Form C, DIN 2501/Hastelloy	B 25	Flange DN 150 PN 40 Form C, DIN 2501/Hastelloy	B 88
Flange DN 50 PN 40 Form C, DIN 2501/ECTFE ⁶⁾	B 26	Flange DN 150 PN 40 Form F, DIN 2501/316L	C 00
Flange DN 50 PN 40 Form C, DIN 2501/ECTFE (ZB3108) ⁶⁾	B 27	Flange DN 150 PN 40 Form N, DIN 2512/316L	C 01
Flange DN 50 PN 40 Form C, DIN 2501/PFA ⁶⁾	B 28	Flange DN 200 PN 10 Form C, DIN 2501/ECTFE ⁶⁾	C 02
Flange DN 50 PN 40 Form D, DIN 2501/316L	B 30	Flange DN 200 PN 16 Form C, DIN 2501/316L	C 03
Flange DN 50 PN 40 Form D, DIN 2501/Hastelloy	B 31	Flange DN 25 PN 40 Form B1, EN 1092-1/316L	C 04
Flange DN 50 PN 40 Form F, DIN 2501/316L	B 32	Flange DN 25 PN 40 Form B1, EN 1092-1/Hastelloy	C 05
Flange DN 50 PN 40 Form N, DIN 2501/316L	B 33	Flange DN 25 PN 40 Form B1, EN/316L/PFA ⁶⁾	C 06
Flange DN 50 PN 40 Form N, DIN 2501/Hastelloy	B 34	Flange DN 25 PN 40 Form B1, EN 1092-1/ Enamelled ⁷⁾	C 07
Flange DN 50 PN 40 Form N, DIN 2501/Hastelloy	B 35	Flange DN 25 PN 40 Form B2, EN 1092-1/316L	C 08
Flange DN 50 PN 40 V13, DIN 2501/316L	B 36	Flange DN 25 PN 40 Form F, EN 1092-1/316L	C 10
Flange DN 50 PN 40 R13, DIN 2501/316L	B 37	Flange DN 25 PN 63 Form B1, EN 1092-1/316L	C 11
Flange DN 50 PN 64 Form F, DIN 2501/316L	B 38	Flange DN 25 PN 100 Form B2, EN 1092-1/316L	C 12
Flange DN 50 PN 64 Form N, DIN 2501/Hastelloy	B 40	Flange DN 40 PN 40 Form B1, EN/316L	C 13
Flange DN 50 PN 64 Form C, DIN 2501/316L	B 41	Flange DN 40 PN 40 Form B1, EN 1092-1/PFA ⁶⁾	C 14
Flange DN 50 PN 64 Form L, DIN 2501/316L	B 42	Flange DN 40 PN 40 Form B2, EN/316L	C 15
Flange DN 50 PN 100 Form E, DIN 2501/316L	B 43	Flange DN 50 PN 40 Form B1, EN/316L	C 16
Flange DN 50 PN 100 Form L, DIN 2501/316L	B 44	Flange DN 50 PN 40 Form B1, EN 1092-1/Hastelloy	C 17
Flange DN 65 PN 40 Form C, DIN 2501/316L	B 45	Flange DN 50 PN 40 Form B1, EN 1092-1/ Monel ZB2977	C 18
Flange DN 65 PN 40 Form C, DIN 2501/Hastelloy	B 46	Flange DN 50 PN 40 Form B1, EN 1092-1/ECTFE ⁶⁾	C 20
Flange DN 65 PN 40 Form C, DIN 2501/ECTFE ⁶⁾	B 47	Flange DN 50 PN 40 Form B1, EN/316L/PFA ⁶⁾	C 21
Flange DN 65 PN 40 Form C, DIN 2501/PFA ⁶⁾	B 48	Flange DN 50 PN 40 Form B1, EN 1092-1/ Enamelled ⁷⁾	C 22
Flange DN 65 PN 40 Form F, DIN 2501/316L	B 50	Flange DN 50 PN 40 Form C, EN 1092-1/316L	C 23
Flange DN 65 PN 64 Form E, DIN 2501/316L	B 51	Flange DN 50 PN 40 Form D, EN/316L	C 24
Flange DN 80 PN 40 Form C, DIN 2501/316L	B 52	Flange DN 50 PN 40 Form D, EN 1092-1/ Hastelloy	C 25
Flange DN 80 PN 40 Form C, DIN 2501/Hastelloy	B 53	Flange DN 50 PN 40 Form B2, EN 1092-1/316L	C 26
Flange DN 80 PN 40 Form C, DIN 2501/ECTFE ⁶⁾	B 54	Flange DN 50 PN 40 Form E, EN 1092-1/316L	C 27
Flange DN 80 PN 40 Form C, DIN 2501/PFA ⁶⁾	B 55	Flange DN 80 PN 40 Form B1, EN 1092-1/316L	C 28
Flange DN 80 PN 40 Form F, DIN 2501/316L	B 56	Flange DN 80 PN 40 Form B1, EN 1092-1/Hastelloy	C 30
Flange DN 80 PN 40 Form N, DIN 2501/316L	B 57	Flange DN 80 PN 40 Form B1, EN 1092-1/ECTFE ⁶⁾	C 31
Flange DN 80 PN 40 Form N, DIN 2501/Hastelloy	B 58	Flange DN 80 PN 40 Form B1, EN 1092-1/ Enamelled ⁷⁾	C 32
Flange DN 100 PN 16 Form C, DIN 2501/316L	B 60	Flange DN 80 PN 40 Form B2, EN 1092-1/316L	C 33
Flange DN 100 PN 16 Form C, DIN 2501/Hastelloy	B 61	Flange DN 100 PN 16 Form B1, EN 1092-1/316L	C 34
Flange DN 100 PN 16 Form C, DIN 2501/ECTFE ⁶⁾	B 62	Flange DN 100 PN 16 Form B1, EN 1092-1/ Hastelloy	C 35
Flange DN 100 PN 16 Form C, DIN 2501/PFA ⁶⁾	B 63	Flange DN 100 PN 16 Form B1, EN 1092-1/ Enamelled ⁷⁾	C 36
Flange DN 100 PN 16 Form D, DIN 2501/316L	B 64		
Flange DN 100 PN 16 Form F, DIN 2501/316L	B 65		
Flange DN 100 PN 16 Form N, DIN 2501/316L	B 66		

Level Measurement

Point level measurement – Vibrating switches

SITRANS LVL200

Selection and Ordering data

Article No.

SITRANS LVL200, Rigid extension

7ML5747-

Compact vibrating level switch for use in liquid applications such as overflow, high, low, and demand applications, as well as pump protection. For use in SIL-2 and hazardous applications.

Flange DN 100 PN 40 Form B1, EN 1092-1/316L	C 37
Flange DN 100 PN 40 Form B1, EN 1092-1/Enamelled ⁷⁾	C 38
Flange DN 100 PN 40 Form C, EN 1092-1/316L	C 40
Flange DN 100 PN 63 Form B2, EN 1092-1/316L	C 41
Flange DN 150 PN 16 Form B1, EN 1092-1/316L	C 42
Flange DN 150 PN 16 Form B1, EN 1092-1/PFA ⁶⁾	C 43
Flange DN 150 PN 40 Form B1, EN 1092-1/316L	C 44
Flange DN 150 PN 40 Form B1, EN 1092-1/ECTFE ⁶⁾	C 45
Flange DN 150 PN 40 Form B2, EN 1092-1/316L	C 46
Flange 1" 150 lb ANSI B16.5/316L	C 47
Flange 1" 150 lb RF, ANSI B16.5/Hastelloy	C 48
Flange 1" 150 lb RF, ANSI B16.5/Monel ZB2977	C 50
Flange 1" 150 lb RF, ANSI B16.5/ECTFE ⁶⁾	C 51
Flange 1" 150 lb RF, ANSI B16.5/PFA ⁶⁾	C 52
Flange 1" 150 lb RF, ANSI B16.5/Enamelled ⁷⁾	C 53
Flange 1" 300 lb RF, ANSI B16.5/316L	C 54
Flange 1" 300 lb RF, ANSI B16.5/ECTFE ⁶⁾	C 55
Flange 1" 600 lb RF, ANSI B16.5/316L	C 56
Flange 1½" 150 lb RF, ANSI B16.5/316L	C 57
Flange 1½" 150 lb RF, ANSI B16.5/Hastelloy	C 58
Flange 1½" 150 lb RF, ANSI B16.5/ECTFE ⁶⁾	C 60
Flange 1½" 150 lb RF, ANSI B16.5/PFA ⁶⁾	C 61
Flange 1½" 150 lb RF, ANSI B16.5 Enamelled ⁷⁾	C 62
Flange 1½" 150 lb FF, ANSI B16.5/ECTFE ⁶⁾	C 63
Flange 1½" 300 lb RF, ANSI B16.5/316L	C 64
Flange 1½" 300 lb RF, ANSI B16.5/Monel ZB2977	C 65
Flange 1½" 300 lb RF, ANSI B16.5/ECTFE ⁶⁾	C 66
Flange 1½" 600 lb RF, ANSI B16.5/316L	C 67
Flange 2" 150 lb RF, ANSI B16.5/316L	C 68
Flange 2" 150 lb RF, ANSI B16.5/Hastelloy	C 70
Flange 2" 150 lb RF, ANSI B16.5/Monel ZB2977	C 71
Flange 2" 150 lb RF, ANSI B16.5/ECTFE ⁶⁾	C 72
Flange 2" 150 lb RF, ANSI B16.5/PFA ⁶⁾	C 73
Flange 2" 150 lb RF, ANSI B16.5/Enamelled ⁷⁾	C 74
Flange 2" 150 lb FF, ANSI B16.5/316L	C 75
Flange 2" 150 lb FF, ANSI B16.5/ECTFE ⁶⁾	C 76
Flange 2" 150 lb SG (small groove), ANSI B16.5/316L	C 77
Flange 2" 300 lb RF, ANSI B16.5/316L	C 78
Flange 2" 300 lb RF, ANSI B16.5/Hastelloy	C 80
Flange 2" 300 lb RF, ANSI B16.5/ECTFE ⁶⁾	C 82
Flange 2" 300 lb RF, ANSI B16.5/PFA ⁶⁾	C 83
Flange 2" 300 lb RF, ANSI B16.5 Enamelled ⁷⁾	C 84
Flange 2" 300 lb RJF, ANSI B16.5/316L	C 85
Flange 2" 300 lb ST, ANSI B16.5/316L	C 86
Flange 2" 300 lb LG (large groove), ANSI B16.5/316L	C 87
Flange 2" 300 lb LT, ANSI B16.5/316L	C 88
Flange 2" 600 lb RF, ANSI B16.5/316L	D 00
Flange 2" 600 lb RF, ANSI B16.5/Monel ZB2977	D 01
Flange 2" 600 lb RF, ANSI B16.5/ECTFE ⁶⁾	D 02
Flange 2" 600 lb RJF, ANSI B16.5/316L	D 03
Flange 2" 600 lb LG, ANSI B16.5/316L	D 04
Flange 2" 900 lb RJF, ANSI B16.5/316L	D 05
Flange 2½" 150 lb RF, ANSI B16.5/316L	D 06
Flange 2½" 300 lb RF, ANSI B16.5/316L	D 07
Flange 3" 150 lb RF, ANSI B16.5/316L	D 08

Selection and Ordering data

Article No.

SITRANS LVL200, Rigid extension

7ML5747-

Compact vibrating level switch for use in liquid applications such as overflow, high, low, and demand applications, as well as pump protection. For use in SIL-2 and hazardous applications.

Flange 3" 150 lb RF, ANSI B16.5/Hastelloy	D 10
Flange 3" 150 lb RF, ANSI B16.5/Monel ZB2977	D 11
Flange 3" 150 lb RF, ANSI B16.5/ECTFE ⁶⁾	D 12
Flange 3" 150 lb RF, ANSI B16.5/PFA ⁶⁾	D 13
Flange 3" 150 lb RF, ANSI B16.5/Enamelled ⁷⁾	D 14
Flange 3" 150 lb FF, ANSI B16.5/316L	D 15
Flange 3" 150 lb FF, ANSI B16.5/ECTFE ⁶⁾	D 16
Flange 3" 150 lb FF, ANSI B16.5/PFA ⁶⁾	D 17
Flange 3" 300 lb RF, ANSI B16.5/316L	D 18
Flange 3" 300 lb RF, ANSI B16.5/Hastelloy	D 20
Flange 3" 300 lb RF, ANSI B16.5/ECTFE ⁶⁾	D 21
Flange 3" 300 lb RF, ANSI B16.5/PFA ⁶⁾	D 22
Flange 3" 300 lb RF, ANSI B16.5/Enamelled ⁷⁾	D 23
Flange 3" 600 lb RF, ANSI B16.5/316L	D 24
Flange 3½" 150 lb RF, ANSI B16.5/316L	D 25
Flange 3½" 150 lb RF, ANSI B16.5/ECTFE ⁶⁾	D 26
Flange 4" 150 lb RF, ANSI B16.5/316L	D 27
Flange 4" 150 lb RF, ANSI B16.5/Hastelloy	D 28
Flange 4" 150 lb RF, ANSI B16.5/ECTFE ⁶⁾	D 30
Flange 4" 150 lb RF, ANSI B16.5/PFA ⁶⁾	D 31
Flange 4" 150 lb RF, ANSI B16.5/Enamelled ⁷⁾	D 32
Flange 4" 150 lb LT, ANSI B16.5/316L	D 33
Flange 4" 300 lb RF, ANSI B16.5/316L	D 34
Flange 4" 300 lb RF, ANSI B16.5/Hastelloy	D 35
Flange 4" 300 lb RF, ANSI B16.5/ECTFE ⁶⁾	D 36
Flange 4" 300 lb RJF, ANSI B16.5/316L	D 37
Flange 4" 300 lb LG, ANSI B16.5/316L	D 38
Flange 4" 300 lb LT, ANSI B16.5/316L	D 40
Flange 4" 600 lb RF, ANSI B16.5/316L	D 41
Flange 4" 600 lb RJF, ANSI B16.5/316L	D 42
Flange 5" 150 lb RF, ANSI B16.5/316L	D 43
Flange 6" 150 lb RF, ANSI B16.5/316L	D 44
Flange 6" 150 lb RF, ANSI B16.5/Hastelloy	D 45
Flange 6" 150 lb RF, ANSI B16.5/ECTFE ⁶⁾	D 46
Flange 6" 150 lb RF, ANSI B16.5/PFA ⁶⁾	D 47
Flange 6" 150 lb RJF, ANSI B16.5/316L	D 48
Flange 6" 300 lb RF, ANSI B16.5/316L	D 50
Flange 8" 150 lb RF, ANSI B16.5/316L	D 51
Flange 8" 150 lb RF, ANSI B16.5/ECTFE ⁶⁾	D 52
Flange 1" BS.10 Table E/316L	D 53
Flange 1" BS.10 Table E/PFA ⁶⁾	D 54
Flange 1½" BS.10 Table E/316L	D 55
Flange 3½" BS.10 Table E/316L	D 56
Flange 4" BS.10 Table E/ECTFE ⁶⁾	D 57
Flange DN 40 10K, JIS/316L	D 58
Flange DN 50 10K, JIS/316L	D 60
Flange DN 80 10K, JIS/316L	D 61
Flange DN 100 10K, JIS/316L	D 62

Level Measurement

Point level measurement – Vibrating switches

SITRANS LVL200

Selection and Ordering data	Article No.	Selection and Ordering data	Article No.
SITRANS LVL200, Rigid extension Compact vibrating level switch for use in liquid applications such as overflow, high, low, and demand applications, as well as pump protection. For use in SIL-2 and hazardous applications.	7ML5747-	SITRANS LVL200, Rigid extension Compact vibrating level switch for use in liquid applications such as overflow, high, low, and demand applications, as well as pump protection. For use in SIL-2 and hazardous applications.	7ML5747-
Adapter/Process temperature		Rigid Extension Enamelled version⁷⁾	
Without adapter/-50 ... +150 °C	1	80 ... 250 mm	F 0
With adapter/-50 ... +200 °C ⁸⁾	2	251 ... 500 mm	F 1
With adapter/-50... +250 °C	3	501 ... 750 mm	F 2
With gas-tight leadthrough/-50 ... +150 °C	4	751 ... 1 000 mm	F 3
With gas-tight leadthrough/-50 ... +250 °C	5	1 001 ... 1 250 mm	F 4
Housing/ Cable entry		1 251 ... 1 500 mm	F 5
Aluminium IP66/IP67/M20x1.5	A	Rigid Extension Hastelloy	
Aluminium IP66/IP67/½" NPT	B	80 ... 500 mm	G 0
316L stainless steel (electropolished) IP66/IP67/M20X1.5 ⁹⁾ ¹⁰⁾	C	501 ... 1 000 mm	G 1
316L stainless steel (electropolished) IP66/IP67/½" NPT ⁹⁾ ¹⁰⁾	D	1 001 ... 1 500 mm	G 2
NOTE:		1 501 ... 2 000 mm	G 3
When selecting a Rigid Extension option, extension coating must match the process connection coating and the material and surface roughness type.		2 001 ... 2 500 mm	G 4
Rigid Extension 316L		2 501 ... 3 000 mm	G 5
80 ... 500 mm	A 0	3 001 ... 3 500 mm	G 6
501 ... 1 000 mm	A 1	3 501 ... 4 000 mm	G 7
1 001 ... 1 500 mm	A 2	Rigid Extension Monel	
1 501 ... 2 000 mm	A 3	80 ... 500 mm	H 0
2 001 ... 2 500 mm	A 4	501 ... 1 000 mm	H 1
2 501 ... 3 000 mm	A 5	1 001 ... 1 500 mm	H 2
3 001 ... 3 500 mm	A 6	1 501 ... 2 000 mm	H 3
3 501 ... 4 000 mm	A 7	2 001 ... 2 500 mm	H 4
Rigid Extension ECTFE coated⁶⁾		2 501 ... 3 000 mm	H 5
80 ... 500 mm	B 0	1) Available with Approval options A ... G, and K, and Adapter/ Process temperature options 1, and 3 ... 5 only	
501 ... 1 000 mm	B 1	2) Available with Electronics option 4 only	
1 001 ... 1 500 mm	B 2	3) Available with Adapter/Process temperature options 1 and 3 only	
1 501 ... 2 000 mm	B 3	4) Extension length restricted to 2 956 mm	
2 001 ... 2 500 mm	B 4	5) Available with Housing/Cable entry option B only	
2 501 ... 3 000 mm	B 5	6) Available with Adapter/Process temperature options 1 and 4 only	
Rigid Extension PFA coated⁶⁾		7) Available with Adapter/Process temperature options 1, 2, and 4 only	
80 ... 500 mm	C 0	8) Available with enamelled Process connection and Extension options only	
501 ... 1 000 mm	C 1	9) Available with Approval options A, B, C only	
1 001 ... 1 500 mm	C 2	10) Not available with SIL/IEC61508 Certificate of conformity (SIL-2 min. and max. detection)	
1 501 ... 2 000 mm	C 3		
2 001 ... 2 500 mm	C 4		
2 501 ... 3 000 mm	C 5		
Rigid Extension 316L Ra ≤ 0.8 µm			
80 ... 500 mm	D 0		
501 ... 1 000 mm	D 1		
1 001 ... 1 500 mm	D 2		
1 501 ... 2 000 mm	D 3		
2 001 ... 2 500 mm	D 4		
2 501 ... 3 000 mm	D 5		
3 001 ... 3 500 mm	D 6		
3 501 ... 4 000 mm	D 7		
Rigid Extension 316L Ra ≤ 0.3 µm			
80 ... 500 mm	E 0		
501 ... 1 000 mm	E 1		
1 001 ... 1 500 mm	E 2		
1 501 ... 2 000 mm	E 3		
2 001 ... 2 500 mm	E 4		
2 501 ... 3 000 mm	E 5		
3 001 ... 3 500 mm	E 6		
3 501 ... 4 000 mm	E 7		

Level Measurement

Point level measurement – Vibrating switches

SITRANS LVL200

Selection and Ordering data	Order code
Further designs	
Please add "-Z" to Article No. and specify Order code(s).	
Cleaning including Certificate (oil, grease and silicone free)	W01
Enter the total insertion length in plain text description, max. 4 000 mm (157.48 inch)	Y01
Identification Label (measurement loop) stainless steel: max. 16 characters add in plain text	Y17
Identification Label (measurement loop) Foil: max. 16 characters add in plain text	Y18
Acceptance test certificate 3.1 NACE MR 0775 for material EN10204	D07
Acceptance test certificate 3.1 for instrument EN10204	C12
Acceptance test Certificate 2.2 for material EN10204	C15
Functional Safety (SIL 2). Device suitable for use in accordance with IEC 61508 and IEC 61511	C20
Additional Operating Instructions	
Article No.	
<u>LVL 200 Extended (DPDT Relay)</u>	
• English	7ML1998-5KW01
• French	7ML1998-5KW11
• Spanish	7ML1998-5KW21
• German	7ML1998-5KW31
<u>LVL 200 (Contactless electronic switch)</u>	
• English	7ML1998-5KV01
• French	7ML1998-5KV11
• Spanish	7ML1998-5KV21
• German	7ML1998-5KV31
<u>Electronics module LVL 200 Relay</u>	
• English	7ML1998-5LS01
• French	7ML1998-5LS11
• Spanish	7ML1998-5LS21
• German	7ML1998-5LS31
This device is shipped with the Siemens Milltronics manual DVD containing the Operating Instructions library.	
Spare Parts and Accessories	
Electronics module SITRANS LVL200 Relay	7ML1830-1NC
Electronics module SITRANS LVL200 Contactless	7ML1930-6AA
Lock fitting, unpressurized, G1" A/316L	7ML1930-1DQ
Lock fitting, unpressurized, 1" NPT/316L	7ML1930-1DR
Lock fitting, unpressurized, G1 ... 1/2" A/316L	7ML1930-1DS
Lock fitting, unpressurized, 1 ... 1/2" NPT/316L	7ML1930-1DT
Lock fitting, -1... 16 bar, G1" A/316L	7ML1930-1DU
Lock fitting, -1... 16 bar, 1" NPT/316L	7ML1930-1DV
Lock fitting, -1... 16 bar, G1 ... 1/2" A/316L	7ML1930-1DW
Lock fitting, -1... 16 bar, 1 ... 1/2" NPT/316L	7ML1930-1DX
Lock fitting, -1... 64 bar, G1" A/316L	7ML1930-1EA
Lock fitting, -1... 64 bar, 1" NPT/316L	7ML1930-1EB
Lock fitting, -1... 64 bar, G1 ... 1/2" A/316L	7ML1930-1EC
Lock fitting, -1... 64 bar, 1 ... 1/2" NPT/316L	7ML1930-1ED